

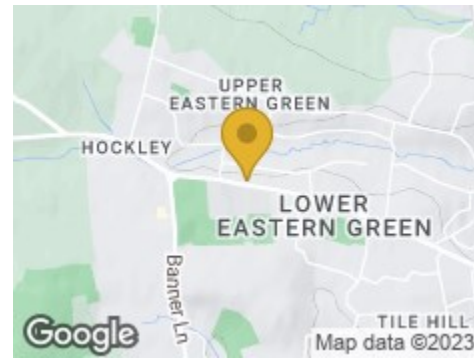
Road Map



Hybrid Map

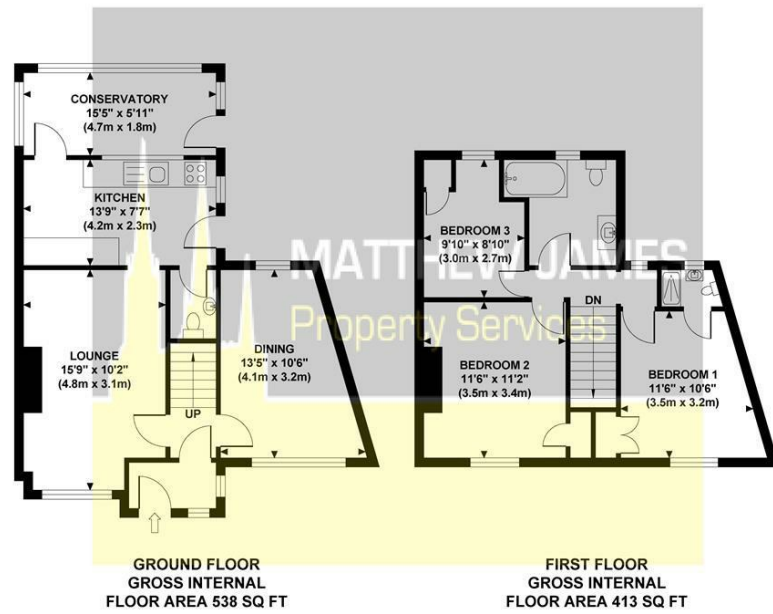


Terrain Map



Floor Plan

**BROAD LANE**  
Approximate Gross Internal Area  
951 sq ft / 88.4 sq m



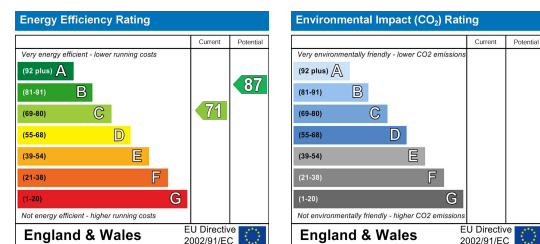
Although every attempt has been made to ensure accuracy, all measurements are approximate and no responsibility is taken for any error, omission, or mid-statement. This floor plan is for illustrative purposes only and not to scale. Measured in accordance to RICS standards.

Viewing

Please contact us on 02477 170170 if you wish to arrange a viewing appointment for this property or require further information.

These particulars, whilst believed to be accurate are set out as a general outline only for guidance and do not constitute any part of an offer or contract. Intending purchasers should not rely on them as statements of representation of fact, but must satisfy themselves by inspection or otherwise as to their accuracy. No person in this firm's employment has the authority to make or give any representation or warranty in respect of the property.

Energy Efficiency Graph



824 Broad Lane

Eastern Green, Coventry CV5 7FF

Offers Over £279,995



CONTACT INFORMATION

24a Warwick Row, Coventry CV1 1EY

02477 170170

info@matthewjames.uk.com

www.matthewjames.uk.com

Facebook

Twitter

# 824 Broad Lane

Eastern Green, Coventry CV5 7FF

Offers Over £279,995



## GROUND FLOOR

Porch

Living Room

15'8" x 10'2"

Dining Room

13'5" x 10'5"

Kitchen

13'9" x 7'6"

Conservatory

15'5" x 5'10"

Cloakroom

5'9" x 2'3"

## FIRST FLOOR

Master with EnSuite

11'5" x 10'5"

Bedroom Two

11'5" x 11'1"

Bedroom Three

9'10" x 6'9" 1"

Family Bathroom

6'6" x 5'2"

